


An Educator's Guide!

With a mission of supporting arts and education, Doodle 4 Google encourages students to embrace their creativity and curiosity by designing their very own Google logo. The Google logo serves as a blank canvas on which young "doodlers" can express their inspirations, interests, and ambitions around this year's theme:

"My Best Day Ever..."

We've created a lesson plan to help teachers, librarians and educators host "doodle sessions" in their classrooms. Feel free to use this as a general guide or add in your own ideas - the more creative the better! All activities are suggested, and may need to be adjusted based on students' age or grade.





Doodle Session Objectives

 Convey power of storytelling through art and illustration.

 Learn key elements of story.

 Teach importance of brainstorming as a preparatory exercise.

 Foster collaboration in the classroom.

 Enhance writing & storytelling skills.

 Practice public-speaking skills.

Lesson Plan - Part I

1. Introduce concept of "doodles"

- How can we use art to express ourselves and tell a story?
- Famous picture books & illustrators to use as examples:
 - *Flotsam* (David Weisner); *The Invention of Hugo Cabret* (Brian Selznick); *Sea of Dreams* (Dennis Nolan); *Trainstop* (Barbara Lehman)

2. Introduce theme: "My Best Day Ever..."

- Discuss 5 key elements of a narrative:
 - **Who** are you with?
 - **What** are you doing?
 - **Where** are you?
 - **When** is it? (past, present, future?)
 - **Why** is it your Best Day Ever?

3. Creative brainstorm

- Students get into pairs and ask each other the "5 W's" about their Best Day Ever.

Lesson Plan - Part II

4. Doodling!


- Blank Google logo is a canvas for students to illustrate their Best Day Ever.
- Remind students of the rules! No copyrighted logos or characters.

5. Personal statement

- Students need to: (1) title their doodle and (2) write a supporting statement (50 words max) explaining how their doodle portrays the theme "My Best Day Ever..."
- Students can write longer companion stories (during class or at home) about their Best Day Ever.

6. Presentations

- Students break up into groups and give 1-2 minute presentation about their doodle.



***** Students do not need to draw their doodle on the Google template, but the Google logo should be clearly visible.***

Post-Doodling "To-Do's"

- Each student must fill out a Doodle 4 Google application form (available online).
 - Only one entry per student.
- Students must take their application home to get a parent signature.
 - **Don't forget!** Any doodles without a parent or guardian signature will be disqualified.
- All entries must be received by **Friday, March 22, 2013**.
- Send in applications by mail OR upload directly to <http://www.google.com/doodle4google/>

Regular Mail

Doodle 4 Google

PO Box 9112

Plainview, NY 11803-9112

Overnight Deliveries

Doodle 4 Google

35 Pinelawn Road, Suite 207W

Melville, NY 11747